



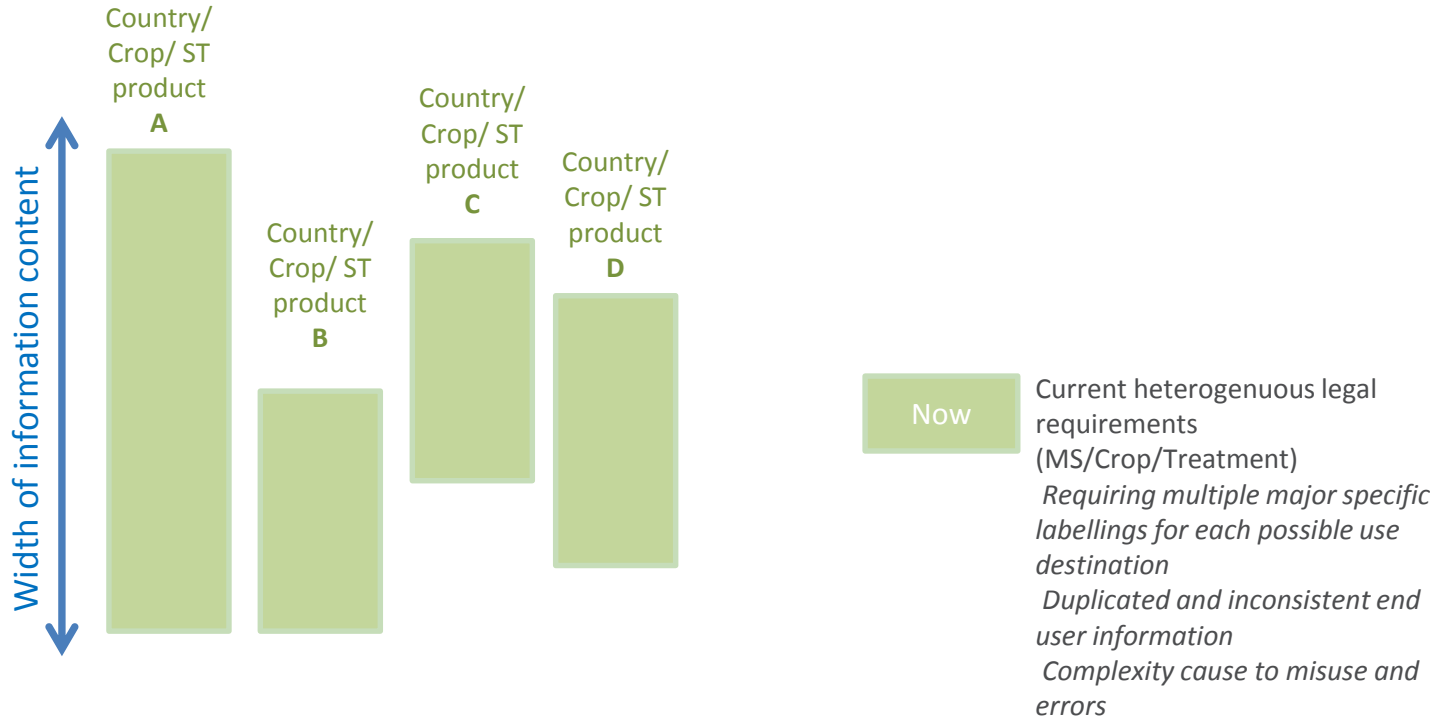
**THE EUROPEAN SEED BAG
LABELLING INITIATIVE**

Why the need for a pan EU initiative?

- Need to increase penetration of Good Treated Seed Handling Practice understanding amongst End Users – *major improvement potential to current farmer communication on treated seed bags*
- Need for an EU standard – *current patchwork of local MS requirements on treated seed bag labelling increasingly creating trade barriers for intra EU movements of treated seed*
- The EU legislation unclear and difficult to interpret – *imperative need for rapid, clear guidance and direction setting for one common interpretation across EU*
- Safe use seed handling practise not only limited to insecticides and certain crops – *introduction of generic, consistent, voluntary seed bag labelling across crops will fortify end user awareness and understanding*

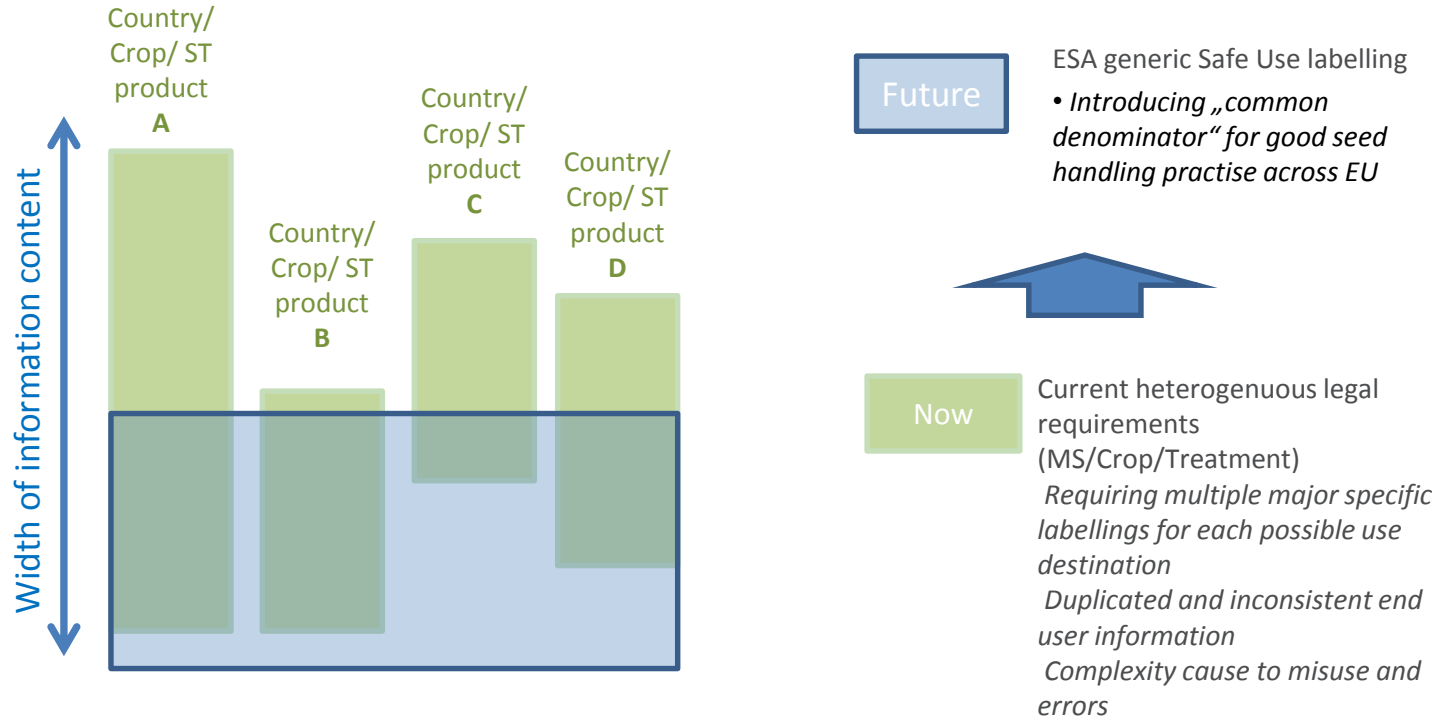


ESA generic Safe Use labelling providing EU common standard for treated seed good handling advice

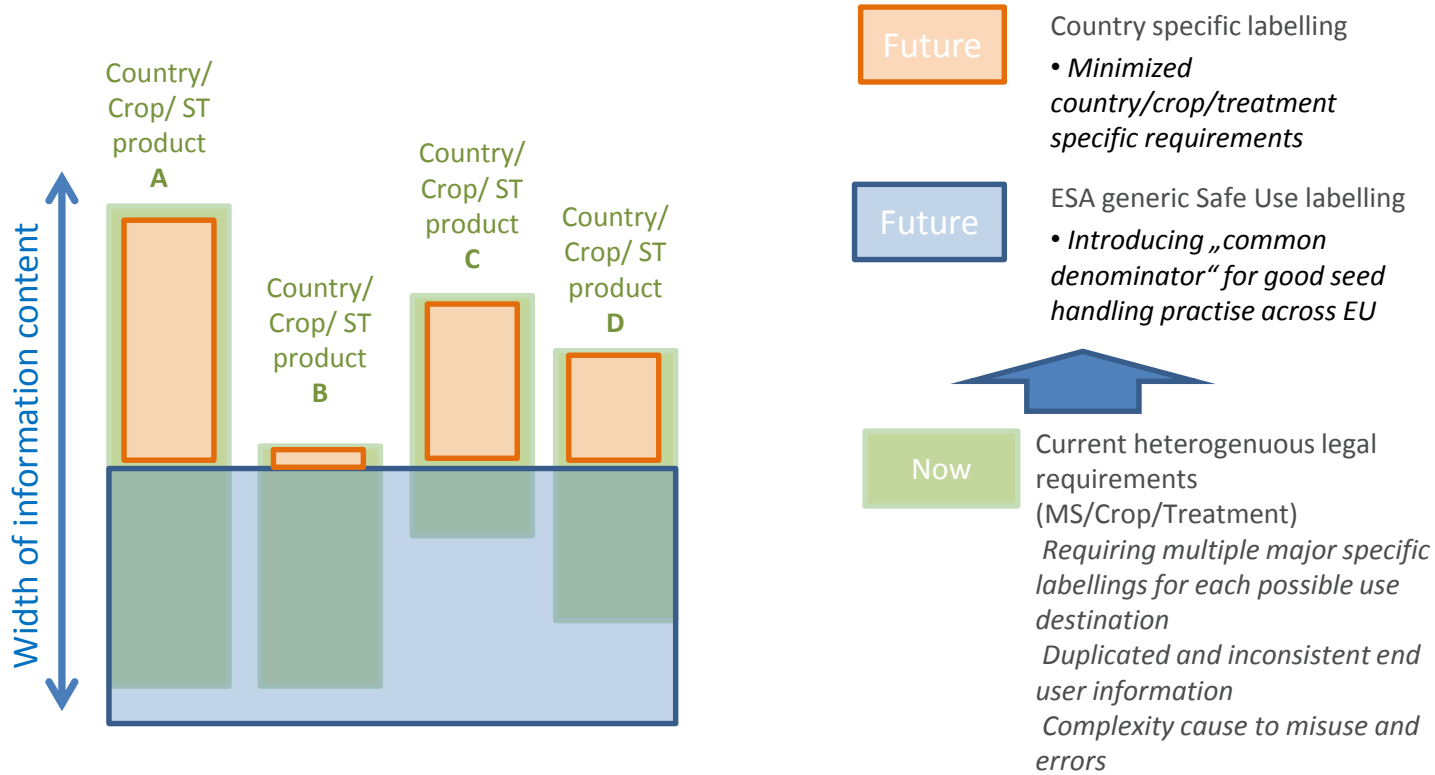




ESA generic Safe Use labelling providing EU common standard for treated seed good handling advice



ESA generic Safe Use labelling providing EU common standard for treated seed good handling advice



ESA generic Safe Use label: Introduction of Good Practice pictograms to facilitate End User awareness creation

Do not use for human or animal consumption



Keep out of reach of children, livestock and wildlife



Wear suitable protective equipment



Wash hands



Do not contaminate surface water or ditches



Minimize dust generated at drilling





ESA Generic Safe Use label: extensive End User good practise recommendations – in the language of End User

The protection of these seeds is performed according to an agreed industry quality standard. For your own safety and to protect the environment, the following precautions must be observed:

In general

Do not use treated seed for human or animal consumption or for processing.

Keep out of reach of children, livestock and wildlife. Handle seed packages carefully.

Avoid contact with skin and respiratory tract and wear suitable protective equipment during seed handling and equipment cleaning.

Wash hands and exposed skin before meals and after work.

Remove any seed spillages. Keep treated seeds away from surface water.

Before sowing

When opening seed bags and during filling or emptying of the sowing machine, avoid dust exposure.

Avoid transfer of dust from the seed bag into the sowing machine.

Do not treat the previously treated seeds with additional products.

At sowing outdoors

When using a pneumatic sowing machine, dust from treated seeds should be directed to the soil surface or into the soil through deflectors.

Sow at the recommended seeding rate. To protect birds and mammals, treated seeds must be covered by soil, also at row ends.

After sowing

Do not leave empty bags or left-over treated seed in the environment. Dispose of them according to local legislation.

Ensure that left over treated seed is returned to their original bags and do not use empty seed bags for other purposes.



ESA Generic Safe Use label: extensive End User good practise recommendations – in the language of End User

Content

BG	Bulgarian	LT	Lithuanian
CZ	Czech	LV	Latvian
DE	German	NL	Dutch
DK	Danish	PL	Polish
EE	Estonian	PT	Portuguese
ES	Spanish	RO	Romanian
FI	Finnish	RU	Russian
FR	French	SE	Swedish
GB	English	SI	Slovenian
GR	Greek	SK	Slovakian
HR	Croatian	SRB	Serbian
HU	Hungarian	TR	Turkey
IT	Italian	UA	Ukrainian

ESA Generic Safe Use label: extensive End User good practise recommendations – in the language of End User

BG Тези семена са третирани съгласно утвърдени от индустрията стандарти за качество. За Вашата лична безопасност и с цел опазване на околната среда, трябва да се спазват следните предпазни мерки:

Общи мерки

- Да не се използват третираните семена за храна на хора и животни, както и за преработка.
- Да се пази далеч от достъп на деца, добитък и диви животни. Да се борава внимателно с торбите със семена.
- Да се избягва контакт с кожата и дихателния тракт, носете подходяща защитна екипировка по време на боравене със семената и почистване на оборудването.
- Измийте ръцете си и дръги замърсени части на тялото преди хренене и след работа.
- Отстранете всички разпилени семена. Не замърсявайте повърхностни води с третирани семена.

Преди сеитба

- Избягвайте контакт с прах от семената при отваряне на торбите, пълненето или изсипването на семена в сеялката.
- Избягвайте прехвърлянето на прах от торбата в сеялката.
- Не третирайте вече третираните семена с други продукти.

По време на сеитба

- При използване на пневматична сеялка прахът от семената трябва да бъде отведен до почвената повърхност или в почвата чрез използване на дефлектори.
- Използвайте препоръчаната сеитбена норма. За опазване на птиците и бозайниците всички семена трябва да са покрити с почва и в краищата на редовете.

След сеитба

- Не оставяйте празни торби и остатъци от третирани семена в природата. Унищожете ги съгласно законовите изисквания.
- Остатъците от семена трябва да бъдат върнати в оригиналните им опаковки и не използвайте празните торби за други цели.

ESA Generic Safe Use label: extensive End User good practise recommendations – in the language of End User

NL De bescherming van deze zaden is uitgevoerd volgens een met de industrie overeengekomen kwaliteitsstandaard. Voor uw eigen veiligheid en ter bescherming van het milieu, moeten de volgende voorzorgsmaatregelen in acht worden genomen:

Algemeen

- Gebruik geen behandeld zaad voor menselijke of dierlijke consumptie of voor andere verwerkingsprocedures.
- Buiten bereik van kinderen en dieren houden.
- Behandel verpakkingen met zaad voorzichtig.
- Vermijd contact met de huid en ademhalingswegen en draag beschermende kleding gedurende handelingen met het behandelde zaad en het schoonmaken van zaaiapparatuur.
- Was handen en blootgestelde huid vóór maaltijden en na het werk.
- Begraaf of verwijder gemorst zaad.
- Houd behandelde zaden weg van oppervlaktewater/slootwater.

Voor het zaaien

- Vermijd blootstelling aan stof wanneer de zakken worden geopend bij het vullen van de zaaimachine of bij het leegmaken daarvan.
- Breng bij het vullen het eventueel aanwezige stof uit de zaaizaadzak niet over in de zaaimachine.
- Behandel het reeds ontsmette zaaizaad niet met andere producten.

Bij het zaaien

- Wanneer een pneumatische zaaimachine wordt gebruikt, moet de luchtstroom met eventueel daarin aanwezig stof van behandeld zaad naar het grondoppervlak of in de grond worden gericht via zogenaamde deflectoren.
- Zaai de aanbevolen hoeveelheid zaad.
- Om vogels en zoogdieren te beschermen moeten behandelde zaden op de juiste zaaidiepte in de grond worden gebracht, ook aan het einde van de rij en op de hoeken van het perceel.

Na het zaaien

- Laat geen lege zakken of behandelde zaden onbedekt achter in het milieu. Verwijder ze volgens de lokaal geldende voorschriften.
- Zorg er voor dat restanten behandeld zaad weer in de originele zakken worden gedaan.
- Gebruik lege zaaizaadzakken niet voor andere doeleinden.

ESA Generic Safe Use label: Two implementation options



Full template

- For use on Seed bags with enough space for full printing
- Pictograms depicting key messages
- Reference to centralised web resource
- Safe Use Text printed in one or several languages on the seed bag, or as attached booklet with many languages



Short template plus separate leaflet

- For use on small packages without enough space for full printing
- Pictograms depicting key messages
- Reference to centralised web resource, and to information leaflet with full Safe Use Text delivered with the treated seed
- Safe Use Text in one or several languages found in information leaflet to be delivered together with the seed package, to the end user of the treated seed



Compliance with Treated Seed Bag labelling legislation

ESA considers treated seed bags compliant with the intent of the EU legislator, in light of 1107 and other relevant legislation, if the end user of the treated seed are provided with:

- *ESA Generic Safe Use label, implemented as outlined in this presentation*
- *Name of the Plant Protection Product with which the seeds were treated*
- *Name(s) of active substance(s) in that product*
- *Risk mitigation measures set out in the authorisation for that product where appropriate*
- *If needed, any additional country specific labelling requirements*



Benefits of implementation / cross EU acceptance of the ESA Seed Bag labelling recommendation

- Better platform for increased awareness impact at End User level
 - *Only one good practice message extending to all crops and treatments*
 - *Visuals of key messages plus wording structured for target audience are more effective*
 - *Elimination of current seed bag labelling patchwork will reduce confusion, complexity and ambiguity at farmer level*
- Reverting current trend of increasing intra EU trade barriers
 - *Harmonized requirements allowing for mutual recognition of import/export seed*
 - *Minimized country specific labelling simplifying logistics of treated seed packaging*
- Clear direction set to EU seed industry for compliant and harmonized interpretation of 1107 and related legislations
- Reflects harmonization of Seed Treatment regulatory evaluation criteria